IDEAL NETWORKS

SecuriTEST IP

CCTV Camera Tester for
IP Digital / HD Coax / Analogue Systems

Proof of Performance

SecuriTEST IP

CCTV Camera Tester for IP Digital / HD Coax / Analogue Systems

SecuriTEST IP is an installation and troubleshooting tester for digital/IP, HD coax and analogue CCTV camera systems. With a single tester that can power, configure and document, SecuriTEST IP increases productivity from start to finish.

Supply power to cameras via PoE/PoE+ (Power over Ethernet) or standard 12V DC power using its internal Li-Ion battery, eliminating the need for external power adapters and injectors.

The QuickIP™ feature allows installers who are new to IP camera systems to quickly and easily connect to cameras without being network experts.

Create professional test reports including video screen shots to verify the job has been completed successfully and reduce unpaid call backs.

Camera Configuration, Installation and Troubleshooting

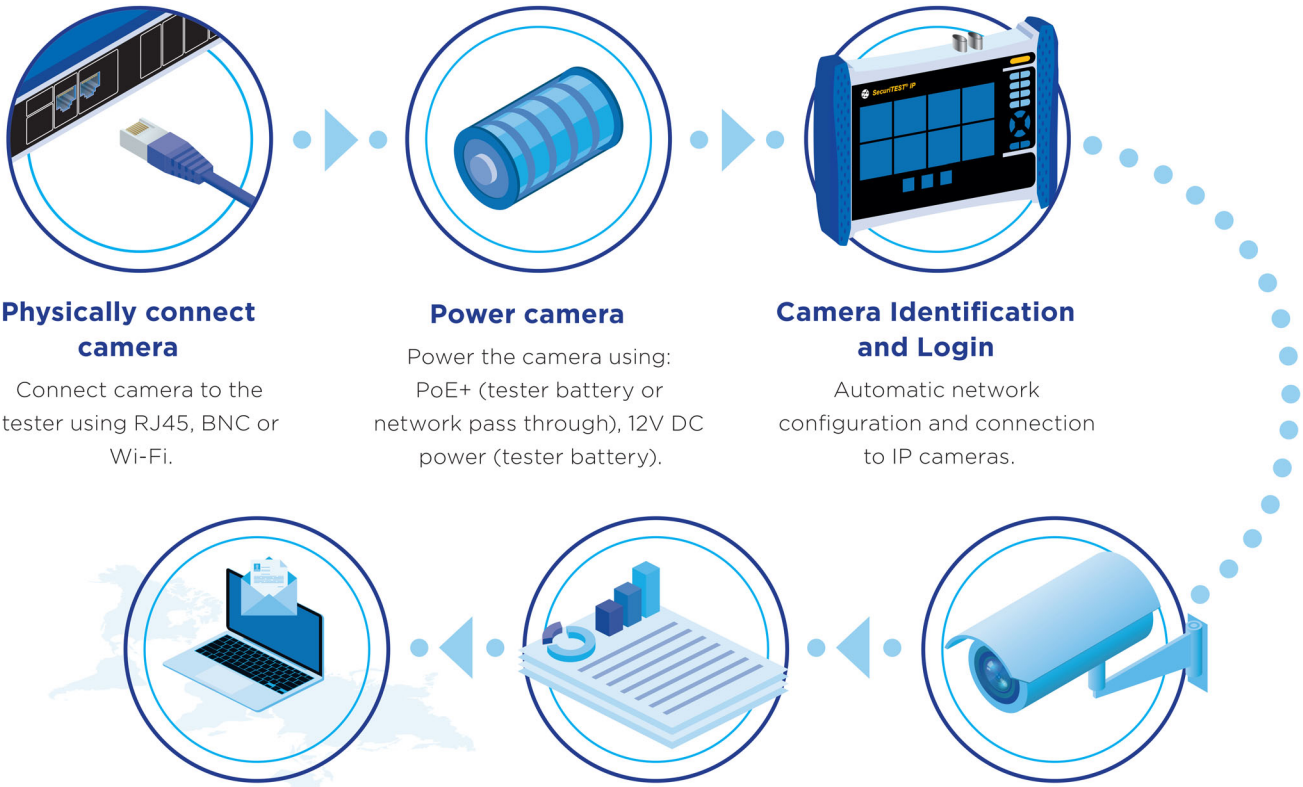

Physically connect camera

Connect camera to the tester using RJ45, BNC or Wi-Fi.

Power camera

Power the camera using: PoE+ (tester battery or network pass through), 12V DC power (tester battery).

Camera Identification and Login

Automatic network configuration and connection to IP cameras.

Camera setup

Comprehensive setup options including aim, focus, PTZ presets, network settings (IP), video settings.

Document

Create PDF installation reports with video images, statistics and camera settings.

Send reports

Send reports from the jobsite using email or preferred file sharing service.

Physically Connect Camera

Connect to any IP or analogue camera using RJ-45, BNC connections or Wi-Fi via network.

Power Camera

Whether you are installing or troubleshooting cameras, SecuriTEST IP supports all your power requirements for IP and analogue cameras.

No need for separate power injectors – SecuriTEST IP includes the following power outputs:

Power the camera using Power over Ethernet (PoE+), up to 24 watts from the tester - RJ45 port.



Power the camera by passing PoE+ from the network and through the tester - RJ45 port.

Power the camera using 12V DC from the tester - 2.5mm to 3.5mm barrel connector.

Camera Identification and Login

QuickIP™ automates the process of connecting to IP cameras, allowing novice technicians to configure IP cameras as easily as analogue cameras. For instances where dynamic IP addresses are required by the camera, SecuriTEST IP has a built-in DHCP server making setup easy and eliminating the need for additional network hardware.

A suite of networking troubleshooting tools are available to pinpoint and solve network connectivity issues.

- Display Network Configuration
- Ping / TraceRoute
- Hub blink for Port Identification
- IP network Scan - check for IP address conflicts

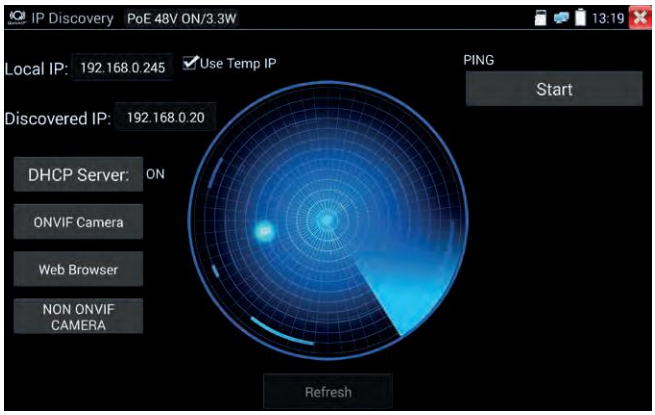

IP Camera Setup

SecuriTEST IP offers a comprehensive range of ONVIF and non-ONVIF camera setup tools to ensure the camera is installed correctly

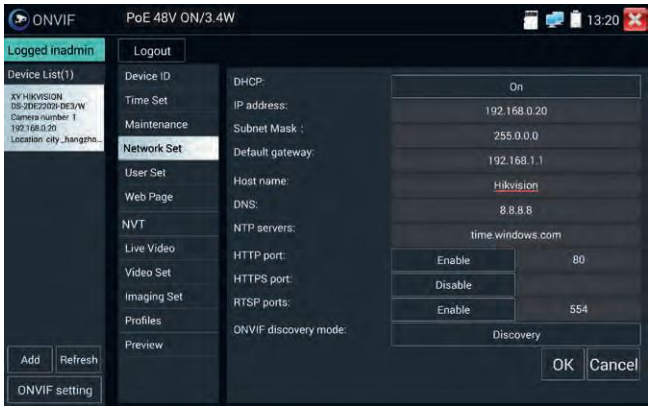

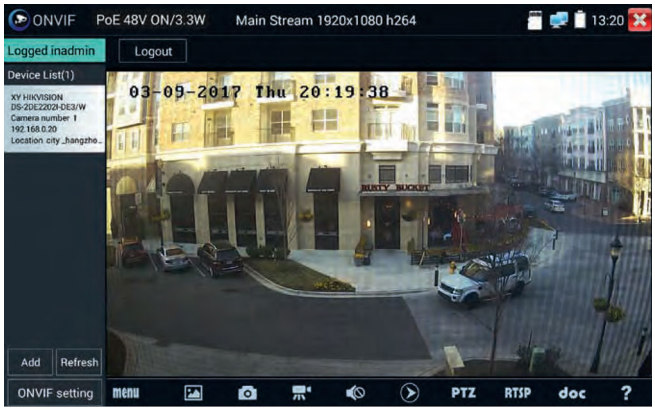

1. **Configure camera** – update camera information and network settings.
2. **Aim and focus** - use the high-resolution touchscreen or the hard keys when wearing gloves.
3. **Program presets for PTZ cameras** – Program PTZ camera presets for users to automatically look at predefined areas.
4. **Take snapshot** – save video snapshots including preset locations for your installation reports.
5. **Record video clip** – record video clips to demonstrate complete coverage for PTZ cameras.

Analogue and HD Camera Setup

Easily setup analogue cameras.

Video adjustment

PTZ protocol settings



Test pattern generator to adjust screens

Professional Reports*

Easily transfer reports from the jobsite – Using the built-in Wi-Fi and the web browser, test reports can be sent directly from the tester using email, your preferred file sharing service or be exported on microSD card.

Convert unpaid call backs to billable service calls – Generate professional PDF reports that provide proof of installation to the client.

No more spreadsheets – Today security engineers waste time manually filling in excel documents to create reports. SecuriTEST IP is the first camera tester to capture camera images, network configuration and automate documentation.

Reduce troubleshooting time – Reports capture as-built configuration that will help to reduce troubleshooting on future call backs.

18GB of combined storage – 10GB of internal memory and 8GB available on the SD memory card included.

* Only applicable when using the ONVIF protocol

Example Report

IDEAL NETWORKS

SecuriTEST IP Test Report

Job/Project name :	Lake Ridge	Operator :	J. Smith
Ticket/Ref /Job No. :	QR127A	Company :	City Wide CCTV
Building No. :	LRP472	Street :	1300 N. Industrial Blvd
Street :	River Run St	City :	San Jose, CA
City :	Tega Cay	ZIP :	92100
State :	SC	Country :	USA
ZIP :	29777	Tel :	888-555-1295
Country :	USA	Email :	contactus@idealnetworks.net

Tester Info

Tester Name :	SecuriTEST IP	Test Time/Date :	2017-10-09 12:32:37
Serial No :	2017072000010810	Time zone :	EST
Hardware Version :	1.3-1.3	Firmware Version :	1.7.1.1.4
Main SW version :	V1.1.0	System SW version :	IN-K2-X7V1.0.0-1.0.0-7114G

Device Info

Camera name :	IPCAM06	Camera Model :	DS-2DE2202-DE3/W
Camera time :	2017-10-9 13:0:36	Camera Maker :	HIKVISION
Camera Firmware Ver :	V5.3.9 build 151223	ONVIF version :	2.40

Network Status Info

Ethernet port speed :	100Mb/s	Duplexity :	Full
PoE :		Camera IP address :	192.168.1.64
Camera IP Mode :	dynamic	Camera subnet mask :	255.255.255.0
Gateway :	192.168.1.1	Camera MAC add :	bc:ad:28:c8:6d:0e
DNS :	8.8.8.8		

Image Info

Resolution :	1920x1080	Encoding format :	H264
Frame Rate (fps) :	25	Bit Rate Max (kbps) :	3072
photo :			

2011-01-02-11-25-08.png

2011-01-02-12-16-07.png

2011-01-04-20-30-12.png

2011-01-04-20-24-37.png

Data Cable Test (UTP) – Wiremap

Eliminate guess work troubleshooting cabling faults – SecuriTEST IP is used in combination with the "Cable Tracer/Remote Tool" to pinpoint cabling faults such as cross overs, miswires, shorts and opens. The length of the cabling is also provided.

Determine water ingress in data cabling – Many cables are run outside or in underground conduit and exposed to moisture. Moisture ingress through the cable jacket, which is impossible to see, leads to a number of performance problems.

Cable Tracing – Search for Cabling

SecuriTEST IP includes the ability to identify and trace cables using the digital tone generator and the "Cable Tracer/Remote Tool". Choose from four tones and use the "Cable Tracer/Remote Tool" with variable sensitivity settings to trace either large cable bundles from a distance or pinpoint a single cable within a bundle.

SecuriTEST IP

Accurate setup of 4k cameras – Digital zoom displays full detail of high resolution video on the 7" touchscreen.

Fast access to key features – Short cut menu to instantly launch your most used tools.

One hand operation – Pan/Tilt/Zoom (PTZ) the camera using either the touchscreen or the hard keys.

Long battery life – Up to 10 hours continuous usage with a lithium-Ion battery.

Ease of use – High resolution 7" capacitive touchscreen with 1920 x 1200 resolution display.

Flashlight – Bright LED flashlight with 5/10/30/60 minute auto-off options.

PoE+ troubleshooting – Display the PoE+ consumption of the attached camera in real-time using the power monitor tool. Displays voltage by pair and total wattage drawn.

Analogue/AHD/CVI/TVI video input - Connect to all common analogue and HD-over-coax cameras for maximum versatility.

Setup security monitors – Use the analogue Video Out port on the tester with the test pattern generator function to setup security monitors.

12V DC power supply – Power any camera using the built-in 12V/2A DC power supply.

Power up camera with PoE+ – RJ45 network port provides PoE+ (up to 24 watts) to the camera using the internal battery when network power is unavailable.

Troubleshooting HDMI – Use the HDMI In port, connect to any HDMI source to isolate Network Video Recorder (NVR) vs monitor problems.

HDMI In – Eliminates the need for a separate monitor.

RS485 input/out – Control and program Pan/Tilt/Zoom (PTZ) cameras and monitor incoming PTZ control signals to assist in troubleshooting analogue cameras.

Camera audio testing using audio in port – Test microphone equipped cameras using the tester's internal speaker.

Camera audio testing using audio out port – Listen to the camera audio through the tester using external headphones/earbuds. Useful in noisy environments.

Data cable testing – RJ45 port to perform wiremap testing of unshielded twisted pair (UTP) data cabling. Automatically identify cross over cables and common wiremap faults using the Tracer/Remote.

USB charging – High power 2A USB port to quickly charge devices such as mobile phones and tablets. (Please note this port does not support data transfer).

microSD slot – Transfer test reports, screen captures and video clips, or update software using microSD card.

HDMI output – Display tester screen on a larger monitor using HDMI for greater clarity.

SecuriTEST IP

CCTV Camera Tester for
IP Digital / HD Coax / Analogue Systems

Proof of Performance

Ordering Information

Part No.	Kit Contents
R171000	**SecuriTEST IP** – Digital/Analogue/HD Coax CCTV Tester. 1 x SecuriTEST IP Camera Tester, 1 x carry case with strap, 2 x neck straps, 1 x PSU EU/UK/US/AU adapters, 1 x cable tracer/ remote, 1 x 3m Cat. 5e UTP patch cable, 1 x 3m coax cable with two end BNC (m) connectors, 1 x 3m DC12V 3.5(f) to 2.5(f) power cable, 2 x RS485 female green plugs, 1 x 0.5m RS485 cable with female green plug and two clips, 1 x 0.5m audio male jack with other end two clips, 1 x quick reference guide, 1 x 8GB microSD card and reader with USB adapter

IDEAL NETWORKS

SecuriTEST IP Test Report

Job/Project name :	Lake Ridge	Operator :	J. Smith
Ticket/Ref /Job No. :	OR127A	Company :	City Wide CCTV
Building No. :	LRP472	Street :	1300 N. Industrial Blvd
Street :	River Run St	City :	San Jose, CA
City :	Tega Cay	ZIP :	92100
State :	SC	Country :	USA
ZIP :	29777	Tel :	888-555-1295
Country :	USA	Email :	contactus@idealnetworks.net

Tester Info

Tester Name :	SecuriTEST IP	Test Time/Date :	2017-10-09 12:32:37
Serial No :	2017072000010810	Time zone :	EST
Hardware Version :	1.3-1.3	Firmware Version :	1.7.1.1.4
Main SW version :	V1.1.0	System SW version :	IN-K2-X7V1.0.0-1.0.0-7114G

Device Info

Camera name :	IPCAM06	Camera Model :	DS-2DE2202-DE3/W
Camera time :	2017-10-9 13:0:36	Camera Maker :	HIKVISION
Camera Firmware Ver. :	V5.3.9 build 151223	ONVIF version :	2.40

Network Status Info

Ethernet port speed :	100Mb/s	Duplexity :	Full
PoE :		Camera IP address :	192.168.1.64
Camera IP Mode :	dynamic	Camera subnet mask :	255.255.255.0
Gateway :	192.168.1.1	Camera MAC add :	bc:ad:28:c8:6d:0e
DNS :	8.8.8.8		

Image Info

Resolution :	1920x1080	Encoding format :	H264
Frame Rate (fps) :	25	Bit Rate Max (kbps) :	3072

photo :

2011-01-02-11-25-08.png 2011-01-02-12-16-07.png

2011-01-04-20-30-12.png 2011-01-04-20-24-37.png

Optional Accessories

Part No.	Description
R171050	1 x Replacement Cable Tracer/Remote
R171051	1 x Replacement accessory set for SecuriTEST IP. 1 x coax cable with two end BNC (m) connectors, 1 x DC12V 3.5(f) to 2.5(f) power cable, 2 x RS485 female green plug
R171052	1 x Replacement Battery

For replacement accessories, please visit our website.

Basic Specifications

Internal Memory	Max. Cable Length	Battery Life*	Dimension (mm)	Weight	Operation Temp	Operation Humidity
10GB	100m	10 hours	160 (L) x 252 (W) x 48 (D)	1.00Kg	-10°C to +50°C	30% to 90%

For detailed specifications, please visit our website.
*Battery life is dependent on the load being drawn.

IDEAL NETWORKS

All Rights Reserved. IDEAL, IDEAL NETWORKS, SecuriTEST, and the QuickIP logos are trademarks or registered trademarks of IDEAL INDUSTRIES LIMITED or IDEAL INDUSTRIES, INC.

IDEAL INDUSTRIES NETWORKS DIVISION
Unit 3, Europa Court, Europa Boulevard, Warrington, Cheshire, WA5 7TN, UK.
Tel. +44 (0)1925 444 446 | Fax. +44 (0)1925 445501
uksales@idealnwd.com

www.idealnetworks.net

A subsidiary of
IDEAL INDUSTRIES INC.

IDEAL INDUSTRIES, INC.

Specification subject to change without notice. E&OE
© IDEAL Networks 2018
Publications no.: 171805, Rev. 1