WIRING DIAGRAM

SHIELD CONNECTED TO THE HOUSING

PART No. MATRIX

E	1	1	A	0	6	3	1	6	M	X	X	X	X

- E = ETHERNET
- HEADS: 11=M12 D-Coding
- WIRING TYPE: A=4 Pole
- HEADS STYLE: 063= MALE 90°/MALE 90°
- CABLE TYPE
- Units: M = Meter, T = 10xMeter
- Length Examples: 005 = 0.5 m, 010 = 1 m, 050 = 5 m, 100 = 10 m, 150 = 15 m, T100 = 100 m
- OPTIONAL: H= ID-CARRIER

TABLE 2

CABLE LENGTH TOLERANCES	
LENGTH	TOLERANCE
0m-1m	+40 mm
>1m-5m	+60 mm
>5m-10m	+80 mm
>10m-20m	+140 mm
>20m-30m	+160 mm
>30m	+1% length

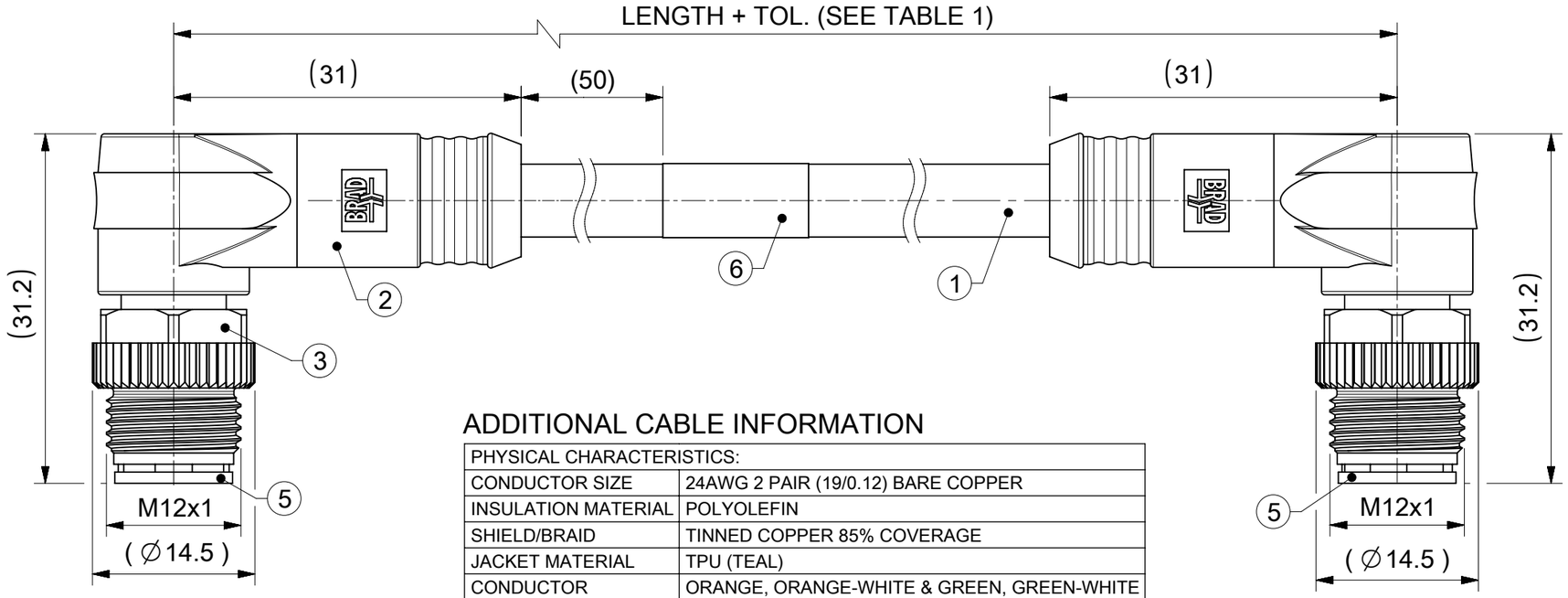

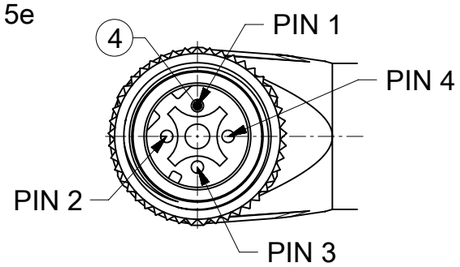

VIEW FROM THE FRONT SIDE

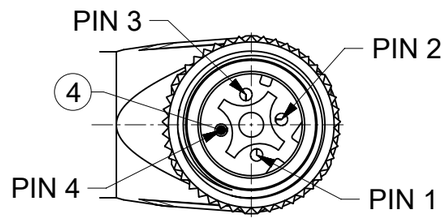

VIEW FROM THE FRONT SIDE

TECHNICAL DATA :
M12 D-Coded CAT5e Cordset AWG24 straight Teal inline 360° shielded.

Poles : 4
Max. Voltage : 30V A.C. or 42V D.C.
Max. Current : 1.5A
Contact resistance : <5mΩ
Insulation Withstand : >100mΩ
Protection M12 : IP67
Temparature range : -25°C to 85°C

TRANSMISSION CHARACTERISTICS
ACCORDING TO ISO/IEC 11801 CATEGORY 5e
PATCH CORD PROFINET TYPE C
Low-halogen status
according to IEC 60332-1/-2

Packaging :
The cordsets are packed in a polybag.

Wrap Label :
Marked with P/N, Date Code, Voltage & Amperage

ADDITIONAL CABLE INFORMATION

PHYSICAL CHARACTERISTICS:	
CONDUCTOR SIZE	24AWG 2 PAIR (19/0.12) BARE COPPER
INSULATION MATERIAL	POLYOLEFIN
SHIELD/BRAID	TINNED COPPER 85% COVERAGE
JACKET MATERIAL	TPU (TEAL)
CONDUCTOR	ORANGE, ORANGE-WHITE & GREEN, GREEN-WHITE
TAPE	ALUMINIUM-POLYESTER

CABLE:	
WELD SLAG RESISTANCE	YES, S-300 MOLEX TEST
FREE SUBSTANCE'S	FCKW, SILICONE, AND PB
FIRE PERFORMANCE	IEC60332-1, UL1581
OIL RESISTANCE	ISO6722, UL758/2556

BOM

ITEM	QTY,	DESCRIPTION	MATERIAL	FINISH/COLOR
1	-	CABLE	TPU	TEAL
2	-	OVERMOLD	TPU	BLACK
3	2	M12 COUPLING NUT	BRASS	NICKEL PLATED
4	8	M12 MALE PIN CONTACT	COPPER ALLOY	GOLD PLATED
5	2	INSERT MALE 4P	PUR	BLACK
6	1	LABEL	VINYL	WHITE

DOCUMENT STATUS	P1	RELEASE DATE	2024/09/05 07:51:00

TABLE 1

MOLEX PN	ENGINEERING No	L+TOL[m]
1201088845	E11A06316M008	0.8
1201088548	E11A06316M010	1
1201088549	E11A06316M020	2
1201088789	E11A06316M030	3
1201088550	E11A06316M050	5
1201088551	E11A06316M100	10
1201088790	E11A06316M200	20

THIS DRAWING CONTAINS INFORMATION THAT IS PROPRIETARY TO MOLEX ELECTRONIC TECHNOLOGIES, LLC AND SHOULD NOT BE USED WITHOUT WRITTEN PERMISSION

FUNCTIONAL SYMBOLS: = 0 / = 0 / = 0
DIVISIONAL SYMBOLS

DIMENSION UNITS: mm
SCALE: 2:1

GENERAL TOLERANCES (UNLESS SPECIFIED)

ANGULAR TOL	±	1.0 °
4 PLACES	±	
3 PLACES	±	
2 PLACES	±	0.05
1 PLACE	±	0.3
0 PLACES	±	0.5

DRAFT WHERE APPLICABLE MUST REMAIN WITHIN DIMENSIONS

CURRENT REV DESC:

EC NO: 797270
DRWN: NIKHIS3 2024/09/04
CHK'D: RSILLER 2024/09/05
APPR: RSILLER 2024/09/05

INITIAL REVISION:
DRWN: GMAJCHER 2017/08/03
APPR: MIWASIECZKO 2017/08/24

THIRD ANGLE PROJECTION | DRAWING: A3-SIZE | SERIES: 120108

molex

CSE M12 ETH 4P DC MA MA RA WSOR XM DE

PRODUCT CUSTOMER DRAWING

DOCUMENT NUMBER	DOC TYPE	DOC PART	REVISION
1201088549	PSD	000	A5

MATERIAL NUMBER	CUSTOMER	SHEET NUMBER
SEE TABLE 1	GENERAL MARKET	1 OF 1

FORMAT: master-landscape-A3
REVISION: J1
DATE: 2021/05/06